



## Urban game: The mysteries of Warsaw's Old Town



THE CULTURAL TRAIL  
OF OLD TOWN CELLARS

**Do you like solving puzzles and uncovering mysteries? Great!** Then come with us on a journey through the Old Town. This game will help you learn and understand its history, as well as see its attractions – the known and the hidden ones. In addition to the card, you will need a map on a smartphone, or a map from Warsaw Tourist Information. Start the game at the Old Town Square and follow the proposed route. While playing, answer the questions. Write your answers in the crossword puzzle and at the end of the game decipher the clue. Are you ready? Let's go!

**1.** Stand in the middle of the Old Town Square, by the statue of the Mermaid, the symbol of Warsaw. The statue was erected in this spot in 1855. You are now looking at its faithful copy.

**Be sure to take a photo to remember it.**

The original of this sculpture is now in the Museum of Warsaw.

**What is the Mermaid holding in her right hand? Write the answer under number 1.**



**2.** Look at the buildings surrounding the Market Square from four sides. **Find the side with statues of saints on the roof** and walk towards it. This side of the Market Square belongs to the **Museum of Warsaw**. If the building is open, be sure to visit it and learn about the extraordinary history of the city. Don't forget about the several-hundred-year-old cellars which are part of the Route. If you do not want to visit the whole Museum, at least go to the bookshop and **find the item in the picture. There are animals painted above the windows of one of the tenement houses in the Museum. Which of them is a pharmacy symbol? Write the answer under number 2.**



**3.** Find Zapiecek Street. By the tenement house with the bevelled corner there is a pillar with photos documenting the scale of the war damage to the Old Town and the process of its reconstruction. **Look up at the cut corner, what is above the date 1953? Write the answer under number 3.**


**4.** Go to 8 Świętojańska Street. There is the Cathedral of the Martyrdom of St. John the Baptist. Its interiors have been witness to important historical events, such as royal weddings, coronations, funerals. Here, in 1791

the Constitution of May 3 was sworn into law. The Cathedral vaults hold the tombs of, among others, King Stanisław August Poniatowski, writer Henryk Sienkiewicz, President Gabriel Narutowicz and pianist Ignacy Jan Paderewski. **If you have time, visit the Cathedral and the vaults. Take a look at the doors of the temple. There are 2 symbols intertwined in the frames, one of them is an image of a Mermaid, the other visible symbol is... Write your answer under number 4.**

**5.** Walk along Dziekania Street to the back of the Cathedral, on Kanonia Street. There is a bell there that has never been hung. It is said to produce a false sound due to an invisible crack. But it has one advantage – it makes dreams come true! **Touch it with your right hand and make a wish. Then circle around it three times with your hand still touching it.** The dream will come true if you keep it to yourself.



**6.** Go to the viewpoint on Gnojna Góra (Manure Mountain). The name of the place is not very inviting, but do you know where it comes from? In the old days, all the city's sewage was dumped right here. Behind your back there is the **Warsaw Cultural Education Center**. If the building is open, enter to see the restored cellars of the Route: Gothic vaults, walls of medieval brick, bay windows and nooks. **In front of the building there is a monument – solve the riddle and you will find out who it represents. Write your answer under number 5.**

S  LLEY=NG +  OO=A

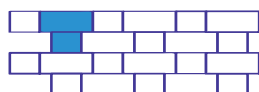
7. Turn onto Brzozowa Street now. At No. 11/13 there is the **Heritage Interpretation Centre**. If the facility is open, be sure to visit it. You will learn about the history of the residents and the past of the Old Town. You will also find out why the rebuilt Old Town was put on the UNESCO World Heritage List.

**Decipher the clue hidden in the text about the Heritage Interpretation Centre which you will find on the glass board. Use the following key: write each letter in the subsequent square of the crossword puzzle. Start counting the words with "inside"; treat each number or conjunction as a word in this game.**

**Example: 1 word, 3 letter = w**

**1) 8 word, 3 letter; 2) 13 word, 12 letter; 3) 11 word, 3 letter; 4) 18 word, 3 letter; 5) 23 word, 9 letter; 6) 28 word, 11 letter; 7) 32 word, 1 letter**  
**Enter your answer under number 6.**

8. Coming back to the Old Town Marketplace on Celna Street note the corner building (5/9 Brzozowa St.). Thick walls, a wrought-iron gate – is it a prison? No! It is just a remnant of the city gate and the already non-existent walled street. **Examine the drawing showing how the bricks were laid in a Gothic order. Do you detect such an arrangement in this wall?** Celna is one of the shortest streets in Warsaw. **Walking to the Market Square, calculate its length with your steps. How many do you think it will be? 20, 50 or maybe a 100 steps?**



9. On the Market Square **find the building with the entrance in the picture.** This building houses the **Old Town House of Culture**. If you have a chance, enter the basement and see the original brick floor, which has been restored and covered with a sheet of glass.



10. On Krzywe Koło street, in the deep and damp cellar of one of the tenement houses lived... the Basilisk. An ancient creature, whose gaze turned people into stone.



Read the legend about him at [www.go2warsaw.pl](http://www.go2warsaw.pl).



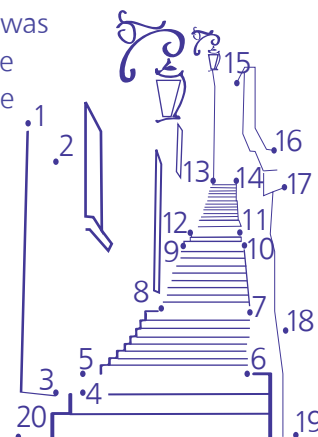
**What was the object that helped defeat the Basilisk? Write the name under number 7.**

11. Go to the city walls and find the Barbican. **Count how many towers there are on its outer sides.** Then turn right into Mostowa Street, which runs down the slope. In the 16th century the first permanent bridge over the Vistula was located at its end. Now you will easily understand how the street got its name [Bridge Street]. **Write the number of towers in words under number 8.**

12. Find the building of the Old Powder House at 2 Boleś Street, which houses a branch of the **Warsaw Centre for Cultural Education**. At the entrance you will notice a characteristic sign of the Route. Go inside and check whether there is an interesting exhibition currently on. **Walk around the building as well.** Its brick part is a remnant of the entrance gate.

13. Go along Bugaj Street and it will lead you to a very charming place that is Kamienne Schodki Street.

In December 1806, this street was walked by Napoleon Bonaparte himself, accompanied by Prince Józef Poniatowski. Climbing the stairs of this street you will reach the Market Square again. **Will you be able to count all the stairs? In the picture on the right, connect the dots from 1 to 20 and you will get a picturesque view.**



**Write the words in the crossword:**

	A	B	C	D	E	F	G	H	I
1									
2									
3									
4									
5									
6									
7									
8									

**CONGRATULATIONS ON COMPLETING THE GAME! Sit down in a pleasant spot and decipher the crossword clue by writing the letters according to the key provided.**

F-1	B-6	A-1	A-3	B-8	A-6	D-1	C-5

G-5	E-7	C-7	E-4

	Y						
G-5	-	A-5	D-6	A-4	F-7	C-1	E-2

E-7	A-8

D-6	B-1	E-2

C-3	D-4	F-1

		W	:
B-5	B-8	-	I-5



[www.go2warsaw.pl](http://www.go2warsaw.pl)

